




MOVE-IN DAY TIPS & TRICKS

UMBC Move-In Day Guide





NEW STUDENT MOVE-IN

JANUARY 25, 2026

- New Students will be instructed to check-in between 9 a.m. and Noon.
- Please arrive during assigned time to avoid long lines and traffic backups.
- Move-In support is not provided during Spring move-in.

***This presentation is not prepared to discuss or answer room/building assignments or roommate pairings. Please have your student call the office or email for any guidance during normal business hours.*





MOVE-IN DAY

Welcome, Retrievers activities will start that day and continue through the first two weeks of classes.



EARLY ARRIVAL GROUPS

Early arrivals do not receive move-in assistance.

Early arrivals should check-in at the Apartment Community Center first.

Early arrivals should review communication from their host and/or Residential Life about their check-in time.

*** Regarding **Individual Requests for Early Arrivals**: Since students are welcome to check-in any time after their assigned time, early arrival requests are rarely granted. Students with extenuating circumstances (ex. international travel) are encouraged to complete the Early Arrival Request Form on the housing portal between January 1-January 15. There is a fee associated with approval early arrival requests.*


PACKING TIPS

- **Pack items in totes or boxes**
- **Clearly mark items with the name of the student, building name, and room number (permanent marker & duct tape)**
- **Invest in a dolly or cart***
 - On Move-In Day carts may not be readily available for students/parents
- **Evaluate the items being packed for usefulness**
 - Don't bring something to school that will take up space in the room just because you may need it once or twice a year
- **Pack clothing for cold weather for the first 2 months**
 - Many families will visit sometime during the spring semester; therefore, plan to bring winter weather clothing and replace when you visit



ADDITIONAL TIPS

- Consider Renting and Pre-Ordering Items by the priority deadline to ensure they are in-room when your student arrives.
 - Microfridge via GoBreez
 - BedLoft
- Review the Packing List to ensure your students does not plan to bring provided or prohibited items.
- Make sure your student has completed all pre-arrival steps to avoid redirection or delays.




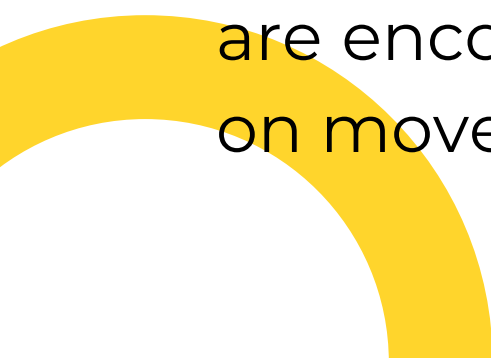
PREPARE TO CARRY ITEMS



Please be aware that most communities have one (1) elevator.

There are no elevators in the Apartment Communities, including Walker Avenue Apartments.

Students assigned to ground, first, and second floors are encouraged to use stairs and alternative entrances on move-in day.



PRE-ARRIVAL CHECKLIST

To ensure your student has a smooth and easy check-in we recommend you review this checklist with them to verify all items are complete. Students with missing or incomplete items may be prevented from or delayed in moving in.

- Submit medical documentation, immunization, and meningitis documents to Retriever Integrated Health
- Request and/or pick-up your UMBC ID from **Retriever Card Services**
- **Register for Spring Courses**
- Review and pay your E-bill statement online

WHEN YOU ARRIVE

On move-in day campus traffic patterns will be modified. All residential students who need to check-in and/or unload should follow the signs/routes.

Unloading Zones

Vehicles that need to unload should have printed unloading zone pass displayed in their dash.

Please follow directional signage posted on the **Hilltop Circle Inner Loop** that corresponds to your students color route for nearest unloading areas.

Vehicles may not be left unattended in unloading zones.


Once unloaded vehicles should be relocated to the Stadium Lot.

Long Term Parking

Vehicles that do not need to unload should take the **Hilltop Circle Outer Loop** to the Stadium Lot, rather than getting into the flow of move-in traffic.


SAMPLE TRAFFIC PATTERN





WHAT TO EXPECT AT AN UNLOADING ZONE

- **When a vehicle arrives at an unloading zone, the student will be directed to enter their building to check-in.**
 - Students will need to present their UMBC ID and QR Code in order to initiate the check-in process.
 - You will be able to view your unique check-in QR Code in the Housing Portal closer to your move-in date.
- **While the student is checking in, the vehicle should be unloaded:**
- **Once the vehicle is unloaded, cars will need to be moved to the Stadium Lot.**
 - Drivers should not wait for their student to come back before moving their cars.
 - Cars cannot remain parked.
 - The Stadium Lot is no more than a 5- to 10-minute walk back to the residential community





AFTER YOU ARRIVE

Take your time to settle in and make your room your new home! But be sure to check out the following Move-In Day Events.

NEW STUDENT MOVE-IN DAY EVENTS

- Welcome, Retrievers Events
- Grab lunch on-campus family on campus



MOVE-IN DAY & ROOM SUPPORT

- **Facilities Concerns**
 - Urgent/Emergent Issues
 - Reporting Pre-existing damage
- **General Inquiries & Welcome**
 - Residential Assistants
 - Community Desk
 - Community Director

CONTACT US

Have questions, visit our website or contact our office for more information.



410-455-2591



reslife.umbc.edu/contact-us



<https://reslife.umbc.edu/important-dates/move-in/>

